

ABOUT THE NSCH

The National Survey of Children's Health (NSCH), funded and directed by the Health Resources and Services Administration's (HRSA) Maternal and Child Health Bureau (MCHB), provides information on the health and well-being of children ages 0-17 years in the United States. The NSCH is the largest national and state-level survey on the health and health care needs of children, their families, and their communities.

TOPICS COVERED

- Physical and mental health status
- Health and functional status, including over 20 current or lifelong conditions
- Health insurance status, type, and adequacy
- Access to and use of health care services
- Preventive and specialty care
- Medical home
- School readiness (3-5 years)
- Transition to adult health care (12-17 years)
- Family health and activities
- Impact of child's health on family
- Parental health status
- Parental perceptions of neighborhood characteristics
- Access to community-based services

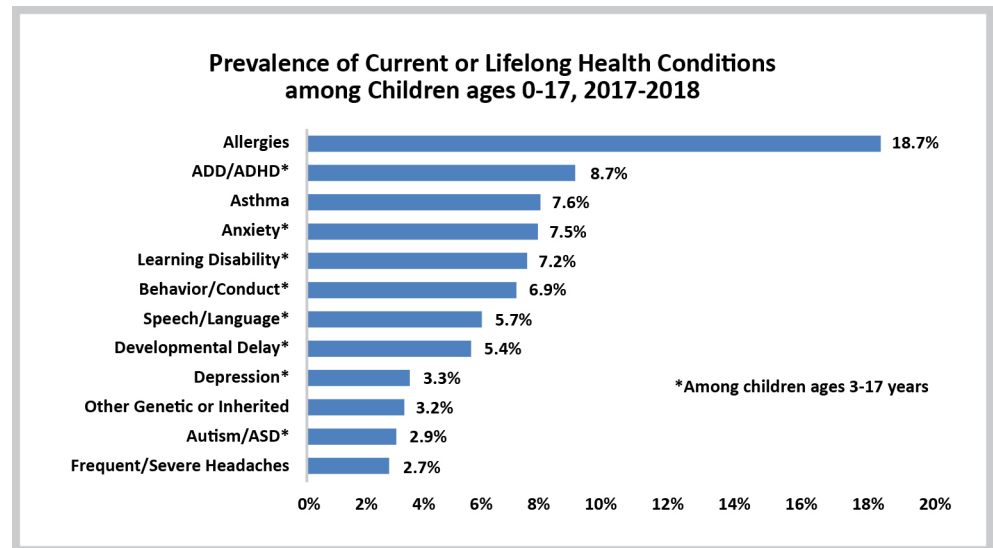
2018 DATA RELEASE

New data from the 2018 NSCH are now available. To access these data and supporting materials, please visit [HRSA MCHB](#) or the [U.S. Census Bureau](#).

NSCH DATA IN ACTION

Health Conditions

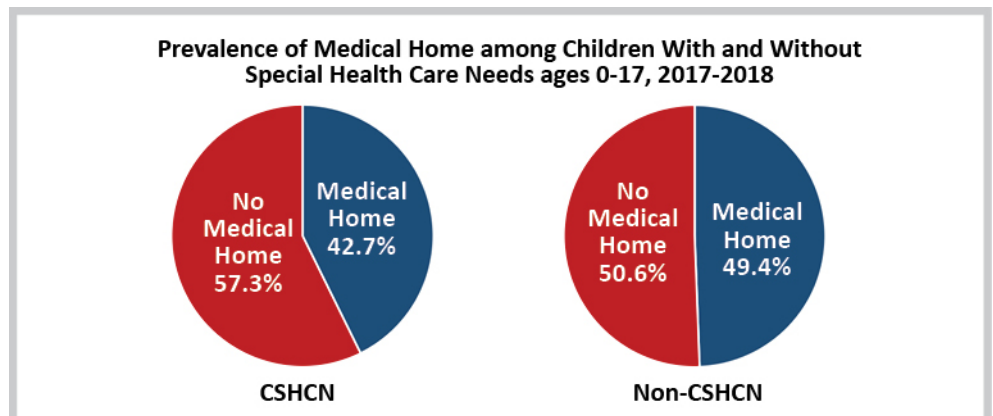
- In 2017-2018, of over 20 current or lifelong conditions included in the NSCH, allergies were the most commonly reported health condition among children (18.7%), followed by ADD/ADHD (8.7%), and asthma (7.6%).
- Eight of the 12 most frequently reported conditions in 2017-2018 were mental, behavioral, or developmental conditions.



Note: Conditions with prevalence rates near or below 1% are not presented here. These conditions include Blood Disorders, Intellectual Disability, Heart Condition, Epilepsy/Seizure, Brain/Head Injury, Diabetes, Arthritis, Cerebral Palsy, Cystic Fibrosis, Down Syndrome, and Tourette Syndrome.

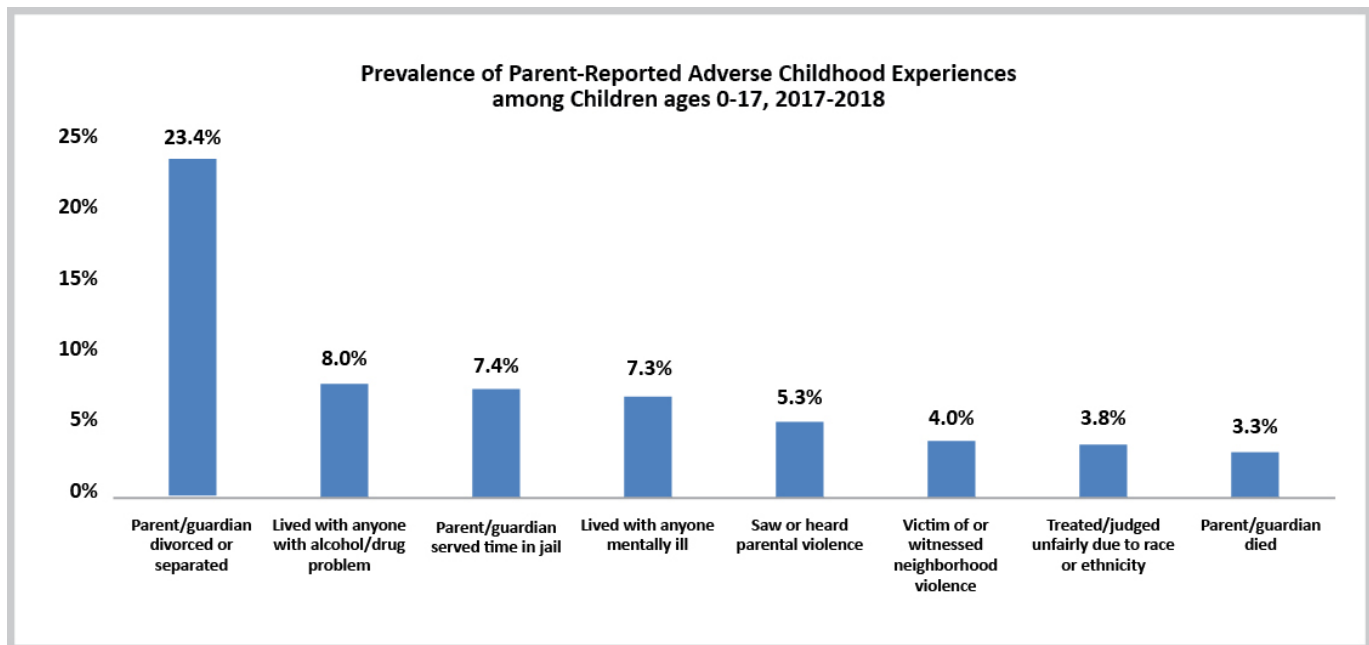
Medical Home

- The medical home is widely accepted as an effective health care delivery model for all children, and particularly for children with special health care needs (CSHCN).
- The American Academy of Pediatrics defines a medical home as a model of primary health care that is accessible, family-centered, continuous, comprehensive, coordinated, compassionate, and culturally effective.
- Less than half (48.2%) of all children ages 0-17 had a medical home in 2017-2018. A smaller percentage of CSHCN had a medical home than children without special health care needs (non-CSHCN): 42.7% vs. 49.4%.



Adverse Childhood Experiences

- Adverse childhood experiences (ACEs) are defined as stressful or traumatic events that occur during childhood and are strongly related to a wide range of health problems throughout a person's lifetime.
- In 2017-2018, one in three children ages 0-17 (33.3%) had experienced at least one ACE, and 14.1% had experienced two or more ACEs.
- The most prevalent ACE was "Parent/guardian divorced or separated" (23.4%), followed by "Lived with anyone with alcohol/drug problem" (8.0%), and "Parent/guardian served time in jail" (7.4%).
- Reports of ACEs varied significantly by family income and race/ethnicity . Specifically:
 - A larger percentage of children in households with incomes below 100% of the federal poverty level (FPL) experienced two or more ACEs compared with children in households with incomes at or above 400% FPL (22.2% vs. 7.3%).
 - A larger percentage of non-Hispanic black children experienced two or more ACEs compared with non-Hispanic white children (21.3% vs. 12.9%).



NSCH DATA COLLECTION

HRSA MCHB works with the U.S. Census Bureau to conduct the survey, oversee sampling, and produce a final data set for public use.

- **How often is the NSCH conducted?** The NSCH is conducted annually.
- **How are the data collected?** Survey participants complete either web-based or self-administered paper-and-pencil questionnaires.
- **Who completes the survey?** The NSCH is conducted as a household survey, and the respondent is a parent or guardian with knowledge of the sampled child.
- **How many households participate in the NSCH?** One child per household is selected to be the subject of the detailed age-specific questionnaire. In 2018, parents completed age-specific questionnaires for 30,530 children. These data can be combined with an additional 21,599 children from 2017, representing a combined total of 52,129 children in 2017-2018.